


### 1.25mm WTB (CF12) Series Connector:

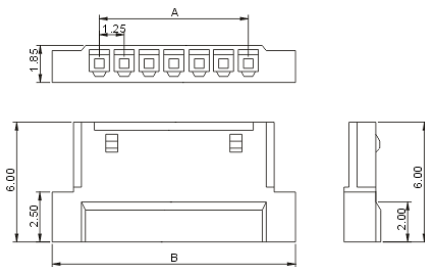


#### SPECIFICATIONS

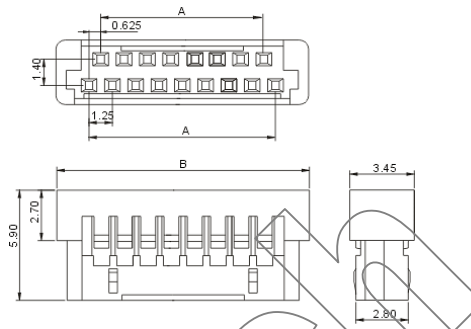
Pitch:	1.25 mm
Useable Wire Range:	AWG 32# ~ 26#
Current Rating:	1A, AC, DC
Voltage Rating:	100V, AC, DC
Operating Temperature:	-25 °C ~ +85 °C
Relative Humidity:	93%, +40 °C
Dielectric Withstanding:	500V AC/minute
Contact Resistance:	≤ 20 mΩ/Contact
Insulator Resistance:	≥ 500 MΩ at 100V
Material:	
Housing:	Nylon66/ Nylon66T, UL94V-0
Terminal:	Phosphor Bronze

#### ROHS Compliance

#### CF12A-XY



#### CF12B-XY



Circuit	Part No.	Dimensions (mm)		Circuit	Part No.	Dimensions (mm)	
		A	B			A	B
2	CF12A-2Y	1.25	6.00	17	CF12A-17Y	20.00	24.75
3	CF12A-3Y	2.50	7.25	18	CF12A-18Y	21.25	26.00
4	CF12A-4Y	3.75	8.50	19	CF12A-19Y	22.50	27.25
5	CF12A-5Y	5.00	9.75	20	CF12A-20Y	23.75	28.50
6	CF12A-6Y	6.25	11.00	21	CF12A-21Y	25.00	29.75
7	CF12A-7Y	7.50	12.25	22	CF12A-22Y	26.25	31.00
8	CF12A-8Y	8.75	13.50	23	CF12A-23Y	27.50	32.25
9	CF12A-9Y	10.00	14.75	24	CF12A-24Y	28.75	33.50
10	CF12A-10Y	11.25	16.00	25	CF12A-25Y	30.00	34.75
11	CF12A-11Y	12.50	17.25	26	CF12A-26Y	31.25	36.00
12	CF12A-12Y	13.75	18.50	27	CF12A-27Y	32.50	37.25
13	CF12A-13Y	15.00	19.75	28	CF12A-28Y	33.75	38.50
14	CF12A-14Y	16.25	21.00	29	CF12A-29Y	35.00	39.75
15	CF12A-15Y	17.50	22.25	30	CF12A-30Y	36.25	41.00
16	CF12A-16Y	18.75	23.50				

Circuit	Part No.	Dimensions (mm)		Circuit	Part No.	Dimensions (mm)	
		A	B			A	B
3	CF12B-3Y	1.25	6.00	23	CF12B-23Y	13.75	18.50
5	CF12B-5Y	2.50	7.25	25	CF12B-25Y	15.00	19.75
7	CF12B-7Y	3.75	8.50	27	CF12B-27Y	16.25	21.00
9	CF12B-9Y	5.00	9.75	29	CF12B-29Y	17.50	22.25
11	CF12B-11Y	6.25	11.00	31	CF12B-31Y	18.75	23.50
13	CF12B-13Y	7.50	12.25	33	CF12B-33Y	20.00	24.75
15	CF12B-15Y	8.75	13.50	35	CF12B-35Y	21.25	26.00
17	CF12B-17Y	10.00	14.75	37	CF12B-37Y	22.50	27.25
19	CF12B-19Y	11.25	16.00	39	CF12B-39Y	23.75	28.50
21	CF12B-21Y	12.50	17.25	41	CF12B-41Y	25.00	29.75